



Location: CMA1b - Oil Street Site Office

Report on 24-hour TSP monitoring

Action Level ($\mu\text{g}/\text{m}^3$) - 176.7

Limit Level ($\mu\text{g}/\text{m}^3$) - 260

Date	Sampling Time	Weather Condition	Filter paper no.	Filter Weight, g		Elapse Time, hr		Sampling Time, hr	Flow Rate, m^3/min			Total Volume, m^3	TSP Level, $\mu\text{g}/\text{m}^3$
				Initial	Final	Initial	Final		Initial, Q_{si}	Final, Q_{sf}	Average		
27-Oct-16	8:00	Fine	17713	2.7194	2.8731	8970.50	8994.50	24.00	1.69	1.68	1.68	2426	63.4
2-Nov-16	8:00	Fine	17831	2.8035	2.9850	8997.51	9021.51	24.00	1.85	1.85	1.85	2664	68.1
8-Nov-16	8:00	Cloudy	17758	2.7109	2.8906	9024.52	9048.52	24.00	1.69	1.70	1.70	2445	73.5
14-Nov-16	8:00	Fine	17952	2.8531	3.0834	9051.59	9075.59	24.00	1.28	1.27	1.28	1837	125.4
19-Nov-16	8:00	Cloudy	17907	2.8245	2.9928	9078.65	9102.65	24.00	1.27	1.27	1.27	1833	91.8
25-Nov-16	8:00	Cloudy	17792	2.7316	2.8864	9105.67	9129.67	24.00	1.29	1.29	1.29	1855	83.4

Report on 1-hour TSP monitoring

Action Level ($\mu\text{g}/\text{m}^3$) - 320.1

Limit Level ($\mu\text{g}/\text{m}^3$) - 500

Date	Sampling Time	Weather Condition	Filter paper no.	Filter Weight, g		Elapse Time, hr		Sampling Time, hr	Flow Rate, m^3/min			Total Volume, m^3	TSP Level, $\mu\text{g}/\text{m}^3$
				Initial	Final	Initial	Final		Initial, Q_{si}	Final, Q_{sf}	Average		
28-Oct-16	8:05	Fine	17705	2.7244	2.7325	8994.50	8995.50	1.00	1.68	1.68	1.68	101	80.2
28-Oct-16	9:10	Fine	17686	2.7549	2.7674	8995.50	8996.50	1.00	1.68	1.68	1.68	101	123.7
28-Oct-16	14:35	Fine	17848	2.7898	2.8105	8996.50	8997.50	1.00	1.68	1.68	1.68	101	204.8
3-Nov-16	8:03	Fine	17778	2.7675	2.7758	9021.52	9022.52	1.00	1.70	1.70	1.70	102	81.4
3-Nov-16	10:05	Fine	17771	2.7475	2.7576	9022.52	9023.52	1.00	1.70	1.70	1.70	102	99.0
3-Nov-16	13:00	Fine	17765	2.7185	2.7268	9023.52	9024.52	1.00	1.70	1.70	1.70	102	81.4
9-Nov-16	8:05	Cloudy	17987	2.8493	2.8527	9048.52	9049.52	1.00	1.85	1.85	1.85	111	30.6
9-Nov-16	9:10	Cloudy	17971	2.8444	2.8505	9049.52	9050.52	1.00	1.85	1.85	1.85	111	54.8
9-Nov-16	10:50	Cloudy	17962	2.8230	2.8323	9050.52	9051.52	1.00	1.85	1.85	1.85	111	83.6
15-Nov-16	8:10	Fine	17958	2.8425	2.8588	9075.65	9076.65	1.00	1.27	1.27	1.27	76	213.1
15-Nov-16	10:30	Fine	17922	2.8576	2.8712	9076.65	9077.65	1.00	1.27	1.27	1.27	76	177.8
15-Nov-16	13:00	Fine	17914	2.8251	2.8476	9077.65	9078.65	1.00	1.27	1.27	1.27	76	294.1
21-Nov-16	9:10	Cloudy	17900	2.7945	2.8060	9102.67	9103.67	1.00	1.28	1.28	1.28	77	150.3
21-Nov-16	10:22	Cloudy	17805	2.7290	2.7390	9103.67	9104.67	1.00	1.28	1.28	1.28	77	130.7
21-Nov-16	13:00	Cloudy	17798	2.7488	2.7593	9104.67	9105.67	1.00	1.28	1.28	1.28	77	137.3
26-Nov-16	8:45	Rainy	18291	2.6633	2.6702	9129.67	9130.67	1.00	1.29	1.29	1.29	77	89.1
26-Nov-16	10:05	Rainy	18285	2.6573	2.6615	9130.67	9131.67	1.00	1.29	1.29	1.29	77	54.2
26-Nov-16	13:00	Rainy	18198	2.6849	2.6977	9131.67	9132.67	1.00	1.29	1.29	1.29	77	165.2



Location: CMA2a - Causeway Bay Community Centre

Report on 24-hour TSP monitoring

Action Level ($\mu\text{g}/\text{m}^3$) - 169.5

Limit Level ($\mu\text{g}/\text{m}^3$) - 260

Date	Sampling Time	Weather Condition	Filter paper no.	Filter Weight, g		Elapse Time, hr		Sampling Time, hr	Flow Rate, m^3/min			Total Volume, m^3	TSP Level, $\mu\text{g}/\text{m}^3$
				Initial	Final	Initial	Final		Initial, Q_{si}	Final, Q_{sf}	Average		
27-Oct-16	8:00	Fine	17712	2.7365	2.7937	18611.89	18635.89	24.00	1.11	1.11	1.11	1602	35.7
2-Nov-16	8:00	Fine	17832	2.8032	2.9056	18638.89	18662.89	24.00	1.25	1.25	1.25	1797	57.0
8-Nov-16	8:00	Cloudy	17757	2.7206	2.8437	18665.89	18689.89	24.00	1.24	1.25	1.25	1795	68.6
14-Nov-16	8:00	Fine	17951	2.8445	2.9730	18692.89	18716.89	24.00	1.18	1.18	1.18	1693	75.9
19-Nov-16	8:00	Cloudy	17908	2.7983	2.8783	18719.94	18743.94	24.00	1.17	1.17	1.17	1690	47.3
25-Nov-16	8:00	Cloudy	17791	2.7218	2.8391	18746.95	18770.95	24.00	1.30	1.30	1.30	1873	62.6

Report on 1-hour TSP monitoring

Action Level ($\mu\text{g}/\text{m}^3$) - 323.4

Limit Level ($\mu\text{g}/\text{m}^3$) - 500

Date	Sampling Time	Weather Condition	Filter paper no.	Filter Weight, g		Elapse Time, hr		Sampling Time, hr	Flow Rate, m^3/min			Total Volume, m^3	TSP Level, $\mu\text{g}/\text{m}^3$
				Initial	Final	Initial	Final		Initial, Q_{si}	Final, Q_{sf}	Average		
28-Oct-16	8:05	Fine	17704	2.7378	2.7443	18635.89	18636.89	1.00	1.11	1.11	1.11	67	97.4
28-Oct-16	9:10	Fine	17852	2.8164	2.8216	18636.89	18637.89	1.00	1.11	1.11	1.11	67	77.9
28-Oct-16	14:00	Fine	17849	2.8019	2.8134	18637.89	18638.89	1.00	1.11	1.11	1.11	67	172.3
3-Nov-16	8:05	Fine	17779	2.7374	2.7424	18662.89	18663.89	1.00	1.13	1.13	1.13	68	74.0
3-Nov-16	9:30	Fine	17772	2.7591	2.7687	18663.89	18664.89	1.00	1.13	1.13	1.13	68	142.1
3-Nov-16	10:50	Fine	17764	2.7029	2.7078	18664.89	18665.89	1.00	1.13	1.13	1.13	68	72.6
9-Nov-16	8:05	Cloudy	17986	2.8610	2.8681	18689.89	18690.89	1.00	1.25	1.25	1.25	75	94.6
9-Nov-16	9:30	Cloudy	17968	2.8393	2.8462	18690.89	18691.89	1.00	1.25	1.25	1.25	75	91.9
9-Nov-16	10:50	Cloudy	17961	2.8509	2.8554	18691.89	18692.89	1.00	1.25	1.25	1.25	75	59.9
15-Nov-16	8:10	Fine	17931	2.8588	2.8780	18716.94	18717.94	1.00	1.29	1.29	1.29	77	248.6
15-Nov-16	9:30	Fine	17923	2.8339	2.8412	18717.94	18718.94	1.00	1.29	1.29	1.29	77	94.5
15-Nov-16	11:00	Fine	17915	2.8268	2.8337	18718.94	18719.94	1.00	1.29	1.29	1.29	77	89.4
21-Nov-16	8:30	Cloudy	17812	2.7509	2.7613	18743.95	18744.95	1.00	1.29	1.29	1.29	77	134.7
21-Nov-16	10:02	Cloudy	17806	2.8339	2.8412	18744.95	18745.95	1.00	1.29	1.29	1.29	77	94.5
21-Nov-16	13:00	Cloudy	17799	2.7306	2.7369	18745.95	18746.95	1.00	1.29	1.29	1.29	77	81.6
26-Nov-16	8:30	Rainy	18292	2.6624	2.6661	18770.95	18771.95	1.00	1.19	1.19	1.19	71	51.8
26-Nov-16	9:40	Rainy	18286	2.6413	2.6443	18771.95	18772.95	1.00	1.30	1.30	1.30	78	38.4
26-Nov-16	11:00	Rainy	18199	2.6569	2.6645	18772.95	18773.95	1.00	1.30	1.30	1.30	78	97.2



Location: CMA3a - CWB PRE Site Office Area

Report on 24-hour TSP monitoring
Action Level ($\mu\text{g}/\text{m}^3$) - 171
Limit Level ($\mu\text{g}/\text{m}^3$) - 260

Date	Sampling Time	Weather Condition	Filter paper no.	Filter Weight, g		Elapse Time, hr		Sampling Time, hr	Flow Rate, m^3/min			Total Volume, m^3	TSP Level, $\mu\text{g}/\text{m}^3$
				Initial	Final	Initial	Final		Initial, Q_{si}	Final, Q_{sf}	Average		
27-Oct-16	8:00	Fine	17709	2.7301	2.7923	6066.61	6090.61	24.00	1.25	1.24	1.25	1793	34.7
2-Nov-16	8:00	Fine	17836	2.8001	2.8921	6093.62	6117.62	24.00	1.26	1.26	1.26	1813	50.7
8-Nov-16	8:00	Cloudy	17760	2.7155	2.8326	6120.63	6144.63	24.00	1.25	1.26	1.26	1810	64.7
15-Nov-16	14:25	Fine	17910	2.8302	2.9658	6150.72	6174.72	24.00	1.07	1.07	1.07	1541	88.0
19-Nov-16	8:00	Cloudy	17902	2.8199	2.9285	6174.73	6198.73	24.00	1.07	1.07	1.07	1536	70.7
25-Nov-16	8:00	Cloudy	17793	2.7415	2.8334	6201.73	6225.73	24.00	1.02	1.02	1.02	1471	62.5

Remarks: Due to interruption of electricity, the 24hr TSP monitoring was rescheduled from 14 Nov 2016 to 15 Nov 2016.

Report on 1-hour TSP monitoring
Action Level ($\mu\text{g}/\text{m}^3$) - 311.3
Limit Level ($\mu\text{g}/\text{m}^3$) - 500

Date	Sampling Time	Weather Condition	Filter paper no.	Filter Weight, g		Elapse Time, hr		Sampling Time, hr	Flow Rate, m^3/min			Total Volume, m^3	TSP Level, $\mu\text{g}/\text{m}^3$
				Initial	Final	Initial	Final		Initial, Q_{si}	Final, Q_{sf}	Average		
28-Oct-16	8:08	Fine	17707	2.7245	2.7281	6090.62	6091.62	1.00	1.24	1.24	1.24	75	48.2
28-Oct-16	10:30	Fine	17688	2.7211	2.7258	6091.62	6092.62	1.00	1.24	1.24	1.24	75	62.9
28-Oct-16	13:55	Fine	17850	2.7803	2.7869	6092.62	6093.62	1.00	1.24	1.24	1.24	75	88.4
3-Nov-16	8:05	Fine	17781	2.7572	2.7610	6117.62	6118.62	1.00	1.26	1.26	1.26	76	50.3
3-Nov-16	9:50	Fine	17773	2.7713	2.7765	6118.62	6119.62	1.00	1.26	1.26	1.26	76	68.8
3-Nov-16	10:53	Fine	17766	2.7038	2.7087	6119.62	6120.62	1.00	1.26	1.26	1.26	76	64.8
9-Nov-16	8:05	Cloudy	17989	2.8447	2.8473	6144.63	6145.63	1.00	1.26	1.26	1.26	76	34.3
9-Nov-16	9:30	Cloudy	17969	2.8512	2.8533	6145.63	6146.63	1.00	1.26	1.26	1.26	76	27.7
9-Nov-16	10:50	Cloudy	17963	2.8177	2.8216	6146.63	6147.63	1.00	1.26	1.26	1.26	76	51.5
15-Nov-16	8:00	Fine	17954	2.8440	2.8633	6147.64	6148.64	1.00	1.07	1.07	1.07	64	300.9
15-Nov-16	10:10	Fine	17925	2.8540	2.8646	6148.64	6149.64	1.00	1.07	1.07	1.07	64	165.3
15-Nov-16	13:00	Fine	17917	2.8206	2.8289	6149.64	6150.64	1.00	1.07	1.07	1.07	64	129.4
21-Nov-16	9:00	Cloudy	17810	2.7120	2.7170	6198.73	6199.73	1.00	1.07	1.07	1.07	64	78.0
21-Nov-16	10:15	Cloudy	17904	2.8099	2.8143	6199.73	6200.73	1.00	1.07	1.07	1.07	64	68.6
21-Nov-16	13:00	Cloudy	17800	2.7116	2.7152	6200.73	6201.73	1.00	1.07	1.07	1.07	64	56.1
26-Nov-16	8:30	Rainy	018293	2.6693	2.6729	6225.73	6226.73	1.00	1.09	1.09	1.09	65	55.2
26-Nov-16	9:40	Rainy	018287	2.6417	2.6447	6226.73	6227.73	1.00	1.09	1.09	1.09	65	46.0
26-Nov-16	10:45	Rainy	018281	2.6309	2.6410	6227.73	6228.73	1.00	1.09	1.09	1.09	65	154.8



Location: CMA4a - SPCA

Report on 24-hour TSP monitoring

Action Level ($\mu\text{g}/\text{m}^3$) - 171.2
 Limit Level ($\mu\text{g}/\text{m}^3$) - 260

Date	Sampling Time	Weather Condition	Filter paper no.	Filter Weight, g		Elapse Time, hr		Sampling Time, hr	Flow Rate, m^3/min			Total Volume, m^3	TSP Level, $\mu\text{g}/\text{m}^3$
				Initial	Final	Initial	Final		Initial, Q_{si}	Final, Q_{sf}	Average		
27-Oct-16	8:00	Fine	17710	2.7604	2.8058	22850.28	22874.28	24.00	1.13	1.13	1.13	1627	27.9
2-Nov-16	8:00	Fine	17845	2.7909	2.8742	22877.28	22901.28	24.00	1.18	1.18	1.18	1705	48.9
8-Nov-16	8:00	Cloudy	17759	2.7247	2.8239	22904.28	22928.28	24.00	1.13	1.14	1.14	1639	60.5
14-Nov-16	8:00	Fine	17953	2.8466	2.9692	22931.29	22955.29	24.00	1.15	1.14	1.14	1648	74.4
19-Nov-16	8:00	Cloudy	17909	2.8121	2.9024	22958.34	22982.34	24.00	1.14	1.14	1.14	1645	54.9
25-Nov-16	8:00	Cloudy	17794	2.7474	2.8184	22985.34	23009.34	24.00	1.21	1.22	1.21	1747	40.6

Report on 1-hour TSP monitoring

Action Level ($\mu\text{g}/\text{m}^3$) - 312.5
 Limit Level ($\mu\text{g}/\text{m}^3$) - 500

Date	Sampling Time	Weather Condition	Filter paper no.	Filter Weight, g		Elapse Time, hr		Sampling Time, hr	Flow Rate, m^3/min			Total Volume, m^3	TSP Level, $\mu\text{g}/\text{m}^3$
				Initial	Final	Initial	Final		Initial, Q_{si}	Final, Q_{sf}	Average		
28-Oct-16	8:05	Fine	17706	2.7188	2.7226	22874.28	22875.28	1.00	1.13	1.13	1.13	68	56.1
28-Oct-16	9:10	Fine	17687	2.7284	2.7311	22875.28	22876.28	1.00	1.13	1.13	1.13	68	39.8
28-Oct-16	13:30	Fine	17851	2.8017	2.8080	22876.28	22877.28	1.00	1.13	1.13	1.13	68	92.9
3-Nov-16	8:05	Fine	17780	2.7338	2.7381	22901.28	22902.28	1.00	1.18	1.18	1.18	71	60.5
3-Nov-16	9:30	Fine	17774	2.7814	2.7857	22902.28	22903.28	1.00	1.16	1.16	1.16	70	61.7
3-Nov-16	10:50	Fine	17767	2.7048	2.7095	22903.28	22904.28	1.00	1.14	1.14	1.14	68	68.7
9-Nov-16	8:05	Cloudy	17990	2.8690	2.8719	22928.28	22929.28	1.00	1.21	1.21	1.21	73	40.0
9-Nov-16	9:47	Cloudy	17970	2.8630	2.8654	22929.28	22930.28	1.00	1.19	1.19	1.19	71	33.7
9-Nov-16	10:50	Cloudy	17964	2.8397	2.8427	22930.28	22931.28	1.00	1.19	1.19	1.19	71	42.1
15-Nov-16	8:10	Fine	17959	2.8543	2.8650	22955.34	22956.34	1.00	1.14	1.14	1.14	69	155.9
15-Nov-16	10:15	Fine	17929	2.8590	2.8661	22956.34	22957.34	1.00	1.14	1.14	1.14	69	103.4
15-Nov-16	13:00	Fine	17918	2.8016	2.8067	22957.34	22958.34	1.00	1.14	1.14	1.14	69	74.3
21-Nov-16	8:30	Cloudy	17811	2.7288	2.7336	22982.34	22983.34	1.00	1.14	1.14	1.14	69	69.9
21-Nov-16	10:00	Cloudy	17905	2.8161	2.8210	22983.34	22984.34	1.00	1.14	1.14	1.14	69	71.4
21-Nov-16	13:00	Cloudy	17801	2.7471	2.7509	22984.34	22985.34	1.00	1.14	1.14	1.14	69	55.4
26-Nov-16	8:30	Rainy	18296	2.6736	2.6775	23009.36	23010.36	1.00	1.16	1.16	1.16	70	56.1
26-Nov-16	9:40	Rainy	18288	2.6644	2.6680	23010.36	23011.36	1.00	1.16	1.16	1.16	70	51.8
26-Nov-16	11:00	Rainy	18200	2.6556	2.6635	23011.36	23012.36	1.00	1.19	1.19	1.19	71	110.9



Location: CMA5b - Pedestrian Plaza

Report on 24-hour TSP monitoring

Action Level ($\mu\text{g}/\text{m}^3$) - 181
Limit Level ($\mu\text{g}/\text{m}^3$) - 260

Date	Sampling Time	Weather Condition	Filter paper no.	Filter Weight, g		Elapse Time, hr		Sampling Time, hr	Flow Rate, m^3/min			Total Volume, m^3	TSP Level, $\mu\text{g}/\text{m}^3$
				Initial	Final	Initial	Final		Initial, Q_{si}	Final, Q_{sf}	Average		
27-Oct-16	8:00	Fine	16335	2.8477	3.0075	7457.77	7481.77	24.00	0.98	0.98	0.98	1417	112.7
2-Nov-16	8:00	Fine	17828	2.7957	3.0183	7484.77	7508.77	24.00	1.00	1.00	1.00	1435	155.1
8-Nov-16	8:00	Cloudy	17763	2.7079	2.9170	7511.77	7535.77	24.00	0.99	1.00	1.00	1433	145.9
14-Nov-16	8:00	Fine	17956	2.8326	3.0895	7538.77	7562.77	24.00	1.05	1.05	1.05	1516	169.5
19-Nov-16	8:00	Cloudy	17912	2.8293	3.0123	7565.77	7589.77	24.00	1.08	1.08	1.08	1553	117.8
25-Nov-16	8:00	Cloudy	17797	2.7553	2.9618	7592.77	7616.77	24.00	1.09	1.10	1.09	1576	131.0

Report on 1-hour TSP monitoring

Action Level ($\mu\text{g}/\text{m}^3$) - 332
Limit Level ($\mu\text{g}/\text{m}^3$) - 500

Date	Sampling Time	Weather Condition	Filter paper no.	Filter Weight, g		Elapse Time, hr		Sampling Time, hr	Flow Rate, m^3/min			Total Volume, m^3	TSP Level, $\mu\text{g}/\text{m}^3$
				Initial	Final	Initial	Final		Initial, Q_{si}	Final, Q_{sf}	Average		
28-Oct-16	8:03	Fine	17521	2.7322	2.7424	7481.77	7482.77	1.00	0.98	0.98	0.98	59	172.8
28-Oct-16	9:10	Fine	17689	2.7278	2.7428	7482.77	7483.77	1.00	0.98	0.98	0.98	59	254.1
28-Oct-16	13:30	Fine	17847	2.7901	2.8113	7483.77	7484.77	1.00	0.98	0.98	0.98	59	359.1
3-Nov-16	8:05	Fine	18013	2.8353	2.8530	7508.77	7509.77	1.00	1.00	1.00	1.00	60	295.8
3-Nov-16	9:30	Fine	17776	2.7382	2.7555	7509.77	7510.77	1.00	1.00	1.00	1.00	60	289.1
3-Nov-16	10:50	Fine	17768	2.6882	2.7046	7510.77	7511.77	1.00	1.00	1.00	1.00	60	274.1
9-Nov-16	8:05	Cloudy	18011	2.8354	2.8444	7535.77	7536.77	1.00	1.00	1.00	1.00	60	150.0
9-Nov-16	9:10	Cloudy	17973	2.8465	2.8605	7536.77	7537.77	1.00	1.00	1.00	1.00	60	233.4
9-Nov-16	10:50	Cloudy	17967	2.8422	2.8542	7537.77	7538.77	1.00	1.00	1.00	1.00	60	200.0
15-Nov-16	8:06	Fine	18003	2.8568	2.8723	7562.77	7563.77	1.00	1.05	1.05	1.05	63	245.6
15-Nov-16	9:17	Fine	17928	2.8574	2.8767	7563.77	7564.77	1.00	1.08	1.08	1.08	65	297.8
15-Nov-16	11:00	Fine	17921	2.8654	2.8836	7564.77	7565.77	1.00	1.08	1.08	1.08	65	280.8
21-Nov-16	8:03	Cloudy	17932	2.8507	2.8571	7589.77	7590.77	1.00	1.08	1.08	1.08	65	98.7
21-Nov-16	9:30	Cloudy	17809	2.7043	2.7150	7590.77	7591.77	1.00	1.08	1.08	1.08	65	165.1
21-Nov-16	11:00	Cloudy	17804	2.7126	2.7214	7591.77	7592.77	1.00	1.08	1.08	1.08	65	135.8
26-Nov-16	8:05	Rainy	18098	2.7397	2.7473	7616.77	7617.77	1.00	1.10	1.10	1.10	66	115.4
26-Nov-16	9:40	Rainy	18280	2.6552	2.6686	7617.77	7618.77	1.00	1.10	1.10	1.10	66	203.5
26-Nov-16	10:50	Rainy	18284	2.6600	2.6738	7618.77	7619.77	1.00	1.10	1.10	1.10	66	209.6



Location: MA1e - International Finance Centre (Eastern Wing)

Report on 24-hour TSP monitoring

Action Level ($\mu\text{g}/\text{m}^3$) - 173.4

Limit Level ($\mu\text{g}/\text{m}^3$) - 260

Date	Sampling Time	Weather Condition	Filter paper no.	Filter Weight, g		Elapse Time, hr		Sampling Time, hr	Flow Rate, m^3/min			Total Volume, m^3	TSP Level, $\mu\text{g}/\text{m}^3$
				Initial	Final	Initial	Final		Initial, Q_{si}	Final, Q_{sf}	Average		
27-Oct-16	8:00	Fine	17724	2.7662	2.8340	19670.12	19694.12	24.00	1.29	1.29	1.29	1860	36.4
2-Nov-16	8:00	Fine	16327	2.8260	2.9289	19697.13	19721.13	24.00	1.26	1.30	1.28	1843	55.8
8-Nov-16	8:00	Cloudy	17998	2.8408	2.9679	19724.13	19748.13	24.00	1.25	1.26	1.26	1811	70.2
15-Nov-16	11:10	Fine	17938	2.8647	2.9870	19769.09	19793.09	24.00	1.32	1.32	1.32	1898	64.4
19-Nov-16	8:00	Cloudy	17903	2.8295	2.9135	19793.09	19817.09	24.00	1.31	1.31	1.31	1893	44.4
25-Nov-16	8:00	Cloudy	17819	2.6967	2.7706	19820.10	19844.10	24.00	1.33	1.34	1.33	1920	38.5

Remarks: Due to interruption of electricity, the 24hr TSP monitoring was rescheduled from 14 Nov 2016 to 15 Nov 2016.

Report on 1-hour TSP monitoring

Action Level ($\mu\text{g}/\text{m}^3$) - 325.1

Limit Level ($\mu\text{g}/\text{m}^3$) - 500

Date	Sampling Time	Weather Condition	Filter paper no.	Filter Weight, g		Elapse Time, hr		Sampling Time, hr	Flow Rate, m^3/min			Total Volume, m^3	TSP Level, $\mu\text{g}/\text{m}^3$
				Initial	Final	Initial	Final		Initial, Q_{si}	Final, Q_{sf}	Average		
28-Oct-16	8:02	Fine	17721	2.7438	2.7464	19694.12	19695.12	1.00	1.21	1.21	1.21	72	35.9
28-Oct-16	9:05	Fine	16333	2.8416	2.8445	19695.12	19696.12	1.00	1.29	1.29	1.29	77	37.4
28-Oct-16	10:09	Fine	16330	2.8380	2.8406	19696.12	19697.12	1.00	1.25	1.25	1.25	75	34.7
3-Nov-16	8:02	Fine	17853	2.8196	2.8246	19721.13	19722.13	1.00	1.30	1.30	1.30	78	64.0
3-Nov-16	9:04	Fine	17825	2.8145	2.8194	19722.13	19723.13	1.00	1.30	1.30	1.30	78	62.8
3-Nov-16	10:06	Fine	17822	2.8338	2.8385	19723.13	19724.13	1.00	1.30	1.30	1.30	78	60.2
9-Nov-16	8:05	Cloudy	17995	2.8388	2.8423	19748.13	19749.13	1.00	1.22	1.22	1.22	73	47.9
9-Nov-16	9:07	Cloudy	17985	2.8470	2.8524	19749.13	19750.13	1.00	1.30	1.30	1.30	78	69.1
9-Nov-16	10:14	Cloudy	17982	2.8592	2.8621	19750.13	19751.13	1.00	1.26	1.26	1.26	76	38.3
15-Nov-16	8:03	Fine	17976	2.8439	2.8553	19766.05	19767.05	1.00	1.32	1.32	1.32	79	144.3
15-Nov-16	9:05	Fine	17943	2.8569	2.8621	19767.05	19768.05	1.00	1.32	1.32	1.32	79	65.8
15-Nov-16	10:07	Fine	17940	2.8714	2.8766	19768.05	19769.05	1.00	1.32	1.32	1.32	79	65.8
21-Nov-16	8:20	Cloudy	17816	2.7310	2.7349	19817.10	19818.10	1.00	1.25	1.25	1.25	75	52.1
21-Nov-16	9:23	Cloudy	17899	2.7919	2.7951	19818.10	19819.10	1.00	1.18	1.18	1.18	71	45.2
21-Nov-16	10:25	Cloudy	17843	2.7964	2.7986	19819.10	19820.10	1.00	1.32	1.32	1.32	79	27.8
26-Nov-16	8:02	Rainy	18295	2.6789	2.6802	19844.10	19845.10	1.00	1.34	1.34	1.34	80	16.2
26-Nov-16	9:05	Rainy	18305	2.6617	2.6628	19845.10	19846.10	1.00	1.34	1.34	1.34	80	13.7
26-Nov-16	10:08	Rainy	18302	2.6683	2.7167	19846.10	19847.10	1.00	1.34	1.34	1.34	80	31.8



Location: MA1w - International Finance Centre (Western Wing)

Report on 24-hour TSP monitoring

Action Level ($\mu\text{g}/\text{m}^3$) - 173.4
Limit Level ($\mu\text{g}/\text{m}^3$) - 260

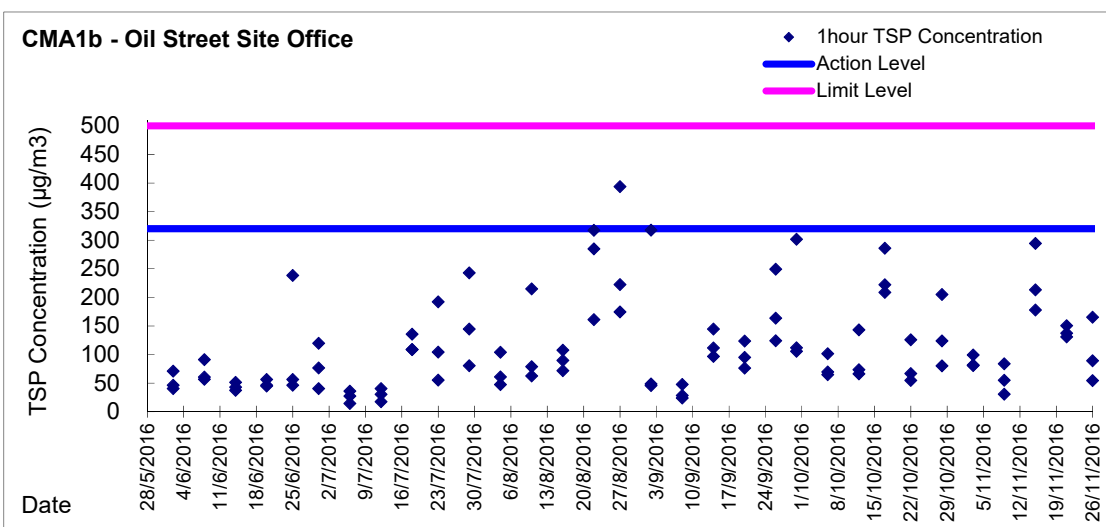
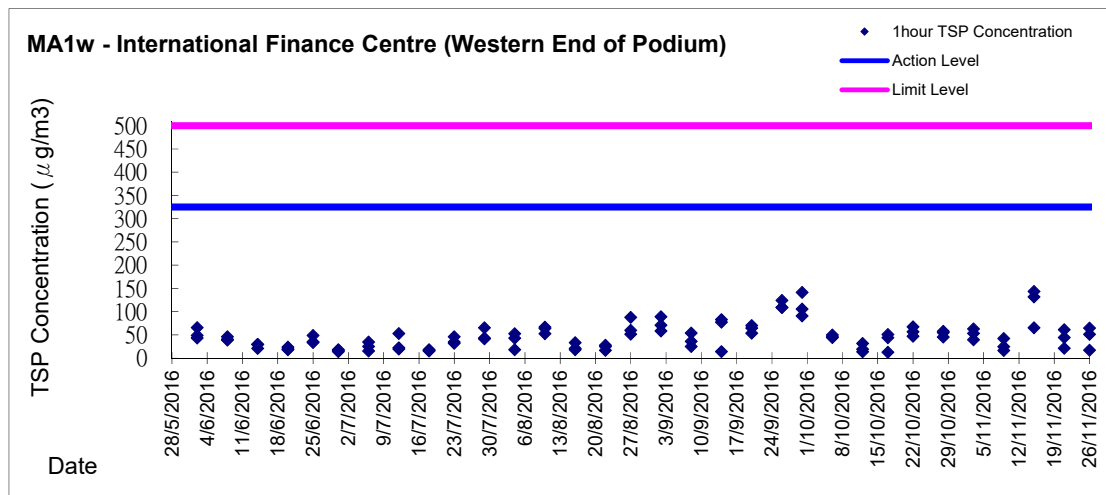
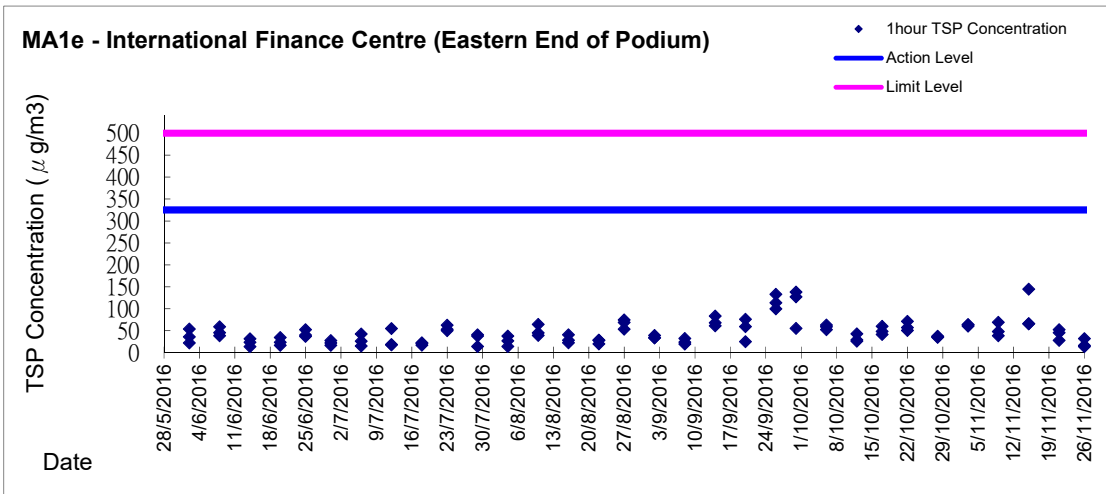
Date	Sampling Time	Weather Condition	Filter paper no.	Filter Weight, g		Elapse Time, hr		Sampling Time, hr	Flow Rate, m^3/min			Total Volume, m^3	TSP Level, $\mu\text{g}/\text{m}^3$
				Initial	Final	Initial	Final		Initial, Q_{si}	Final, Q_{sf}	Average		
27-Oct-16	8:00	Fine	17723	2.7612	2.8361	19559.16	19583.16	24.00	1.21	1.21	1.21	1749	42.8
2-Nov-16	8:00	Fine	16326	2.8430	2.9353	19586.16	19610.16	24.00	1.22	1.22	1.22	1762	52.4
8-Nov-16	8:00	Cloudy	17997	2.8533	2.9675	19613.16	19637.16	24.00	1.22	1.23	1.22	1761	64.9
14-Nov-16	8:00	Fine	17978	2.8354	3.0123	19640.16	19664.16	24.00	1.36	1.36	1.36	1957	90.4
19-Nov-16	8:00	Cloudy	17941	2.8584	2.9450	19667.17	19691.17	24.00	1.25	1.25	1.25	1804	48.0
25-Nov-16	8:00	Cloudy	17818	2.6963	2.7514	19694.18	19718.18	24.00	1.26	1.27	1.27	1823	30.2

Report on 1-hour TSP monitoring

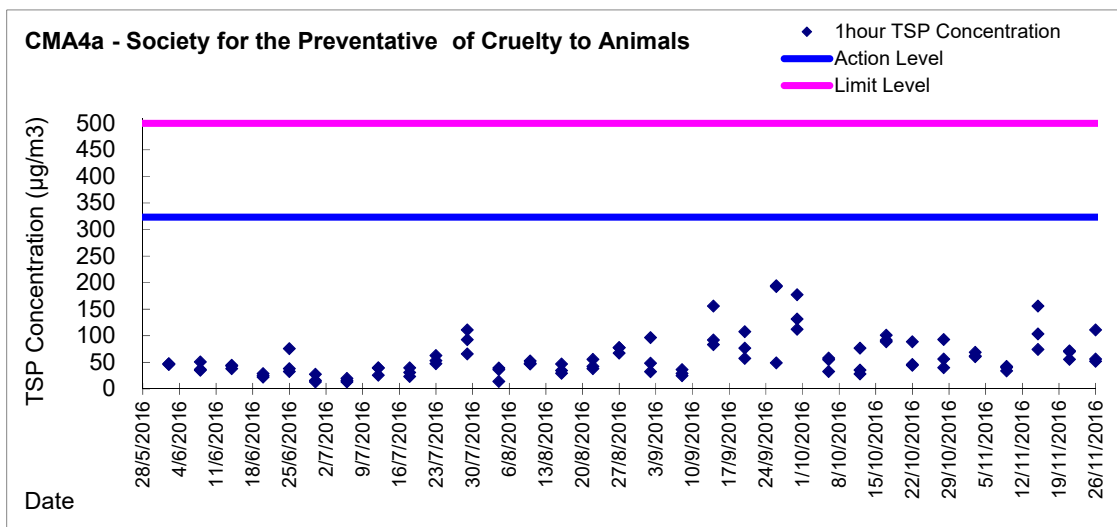
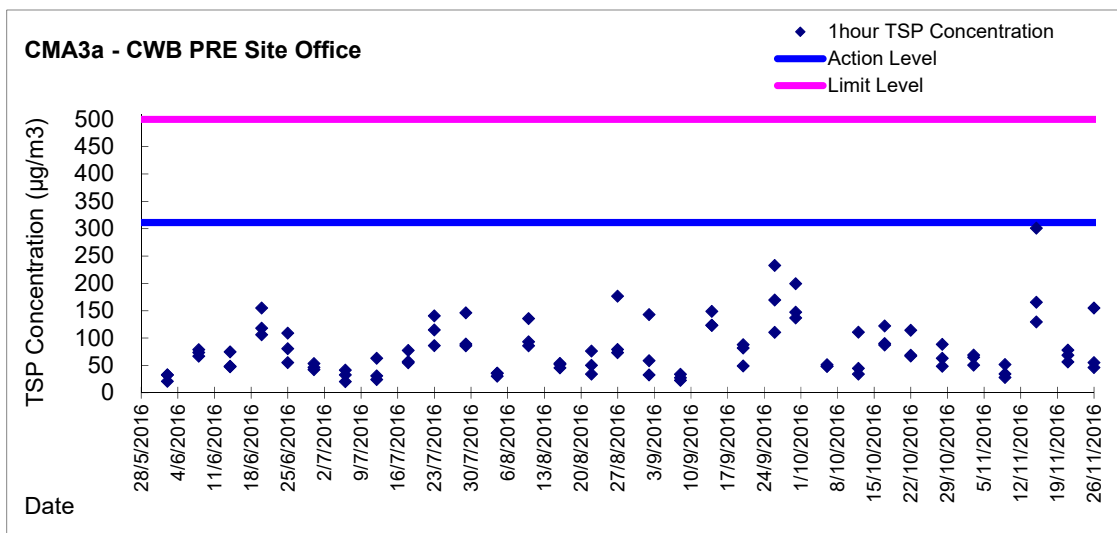
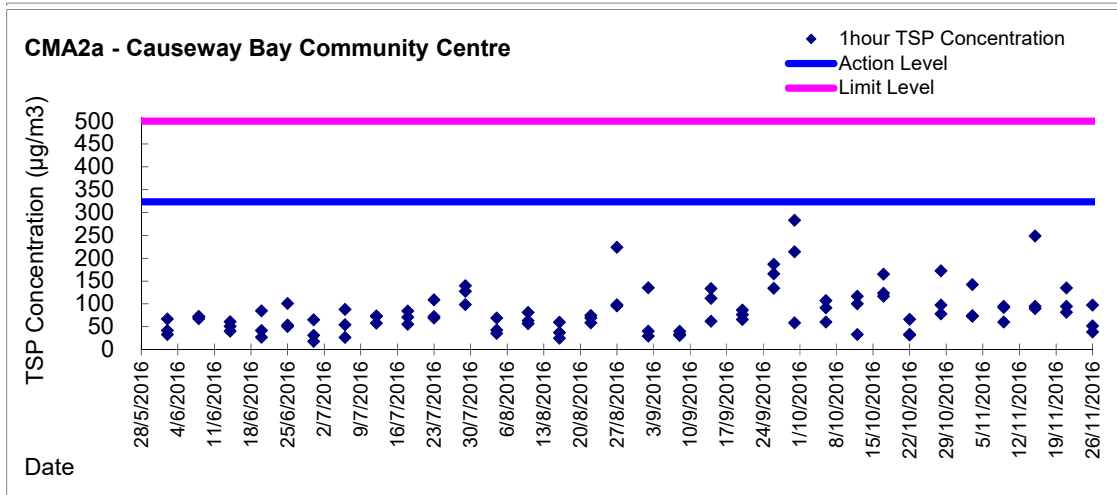
Action Level ($\mu\text{g}/\text{m}^3$) - 325.1
Limit Level ($\mu\text{g}/\text{m}^3$) - 500

Date	Sampling Time	Weather Condition	Filter paper no.	Filter Weight, g		Elapse Time, hr		Sampling Time, hr	Flow Rate, m^3/min			Total Volume, m^3	TSP Level, $\mu\text{g}/\text{m}^3$
				Initial	Final	Initial	Final		Initial, Q_{si}	Final, Q_{sf}	Average		
28-Oct-16	8:05	Fine	17685	2.7299	2.7341	19583.16	19584.16	1.00	1.21	1.21	1.21	73	57.6
28-Oct-16	9:07	Fine	16332	2.8126	2.8166	19584.16	19585.16	1.00	1.21	1.21	1.21	73	54.9
28-Oct-16	10:09	Fine	16329	2.8483	2.8516	19585.16	19586.16	1.00	1.21	1.21	1.21	73	45.3
3-Nov-16	8:05	Fine	17994	2.8460	2.8489	19610.16	19611.16	1.00	1.22	1.22	1.22	73	39.5
3-Nov-16	9:07	Fine	17824	2.8113	2.8159	19611.16	19612.16	1.00	1.22	1.22	1.22	73	62.6
3-Nov-16	10:09	Fine	17821	2.8125	2.8164	19612.16	19613.16	1.00	1.22	1.22	1.22	73	53.1
9-Nov-16	8:05	Cloudy	17975	2.8292	2.8310	19637.16	19638.16	1.00	1.23	1.23	1.23	74	24.5
9-Nov-16	9:07	Cloudy	17984	2.8568	2.8580	19638.16	19639.16	1.00	1.23	1.23	1.23	74	16.3
9-Nov-16	10:09	Cloudy	17981	2.8643	2.8674	19639.16	19640.16	1.00	1.23	1.23	1.23	74	42.1
15-Nov-16	8:05	Fine	17948	2.8609	2.8708	19664.17	19665.17	1.00	1.25	1.25	1.25	75	131.5
15-Nov-16	9:07	Fine	17946	2.8275	2.8383	19665.17	19666.17	1.00	1.25	1.25	1.25	75	143.5
15-Nov-16	10:09	Fine	17944	2.8621	2.8670	19666.17	19667.17	1.00	1.25	1.25	1.25	75	65.1
21-Nov-16	8:27	Cloudy	17901	2.8220	2.8266	19691.17	19692.17	1.00	1.25	1.25	1.25	75	61.1
21-Nov-16	9:30	Cloudy	17898	2.8050	2.8086	19692.17	19693.17	1.00	1.36	1.36	1.36	82	44.2
21-Nov-16	10:33	Cloudy	17844	2.7927	2.7943	19693.17	19694.17	1.00	1.25	1.25	1.25	75	21.3
26-Nov-16	8:05	Rainy	18294	2.6879	2.6918	19718.18	19719.18	1.00	1.27	1.27	1.27	76	51.2
26-Nov-16	9:07	Rainy	18304	2.6709	2.6722	19719.18	19720.18	1.00	1.27	1.27	1.27	76	17.1
26-Nov-16	10:09	Rainy	18301	2.6407	2.6458	19720.18	19721.18	1.00	1.32	1.32	1.32	79	64.3

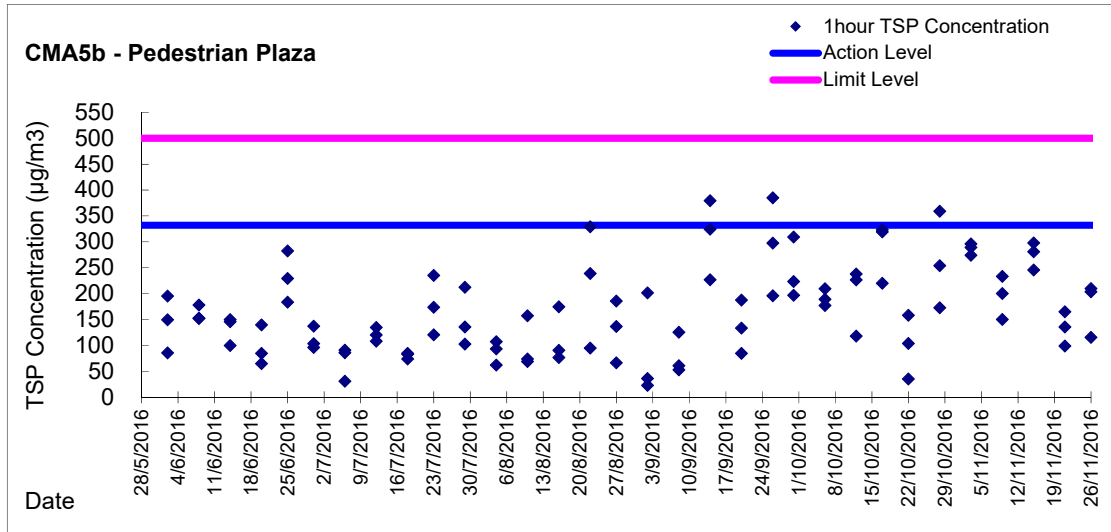
Graphic Presentation of 1 hour TSP Result



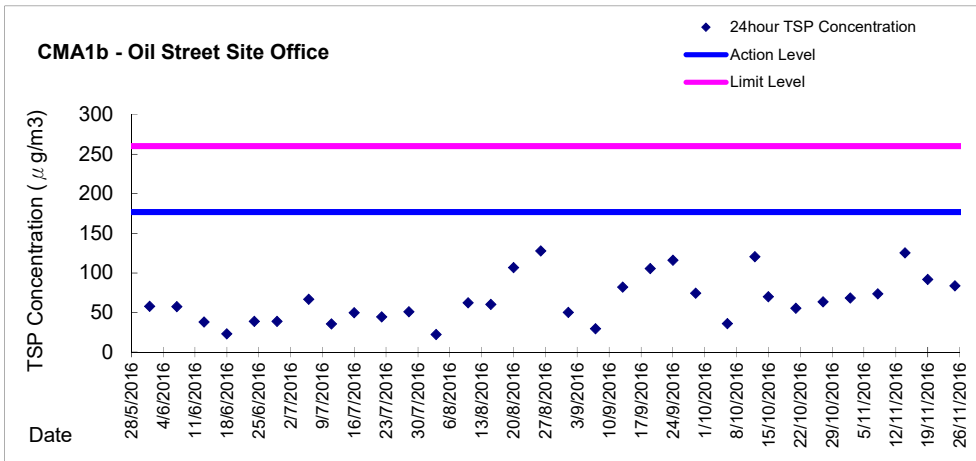
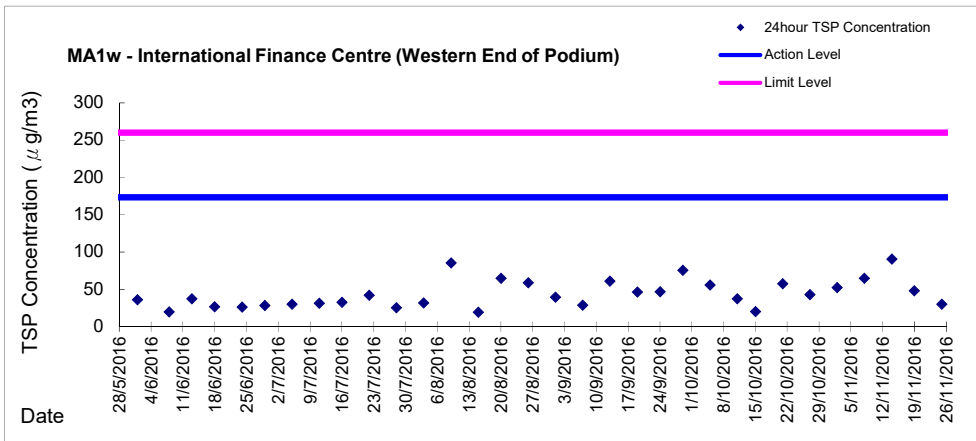
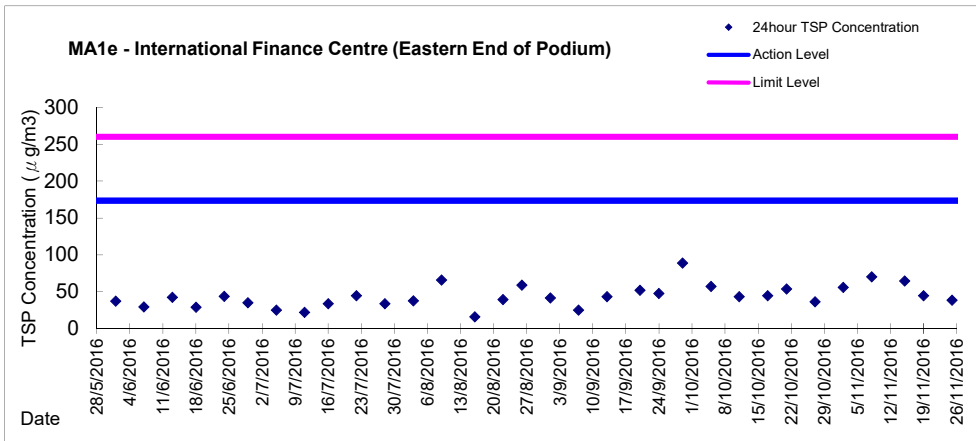
Graphic Presentation of 1 hour TSP Result



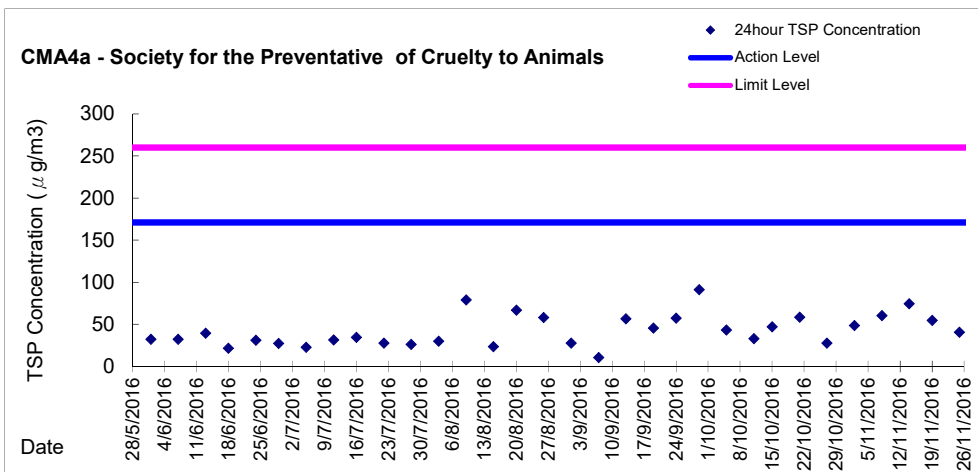
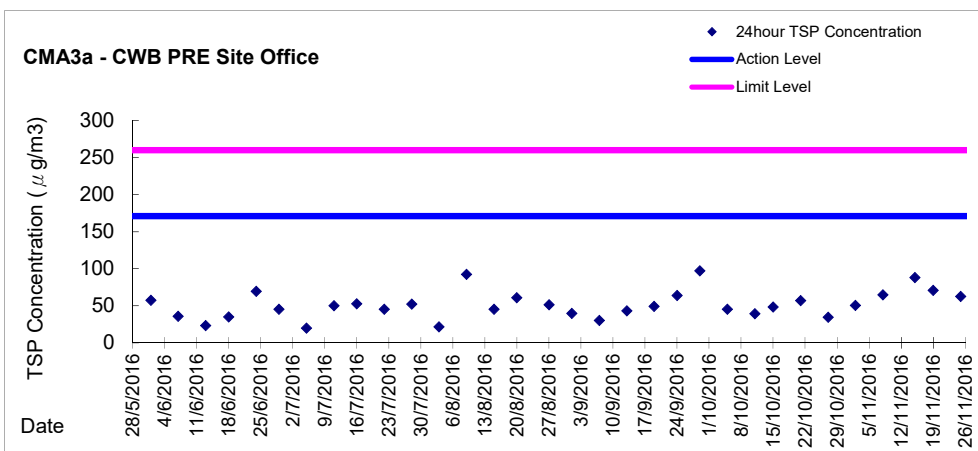
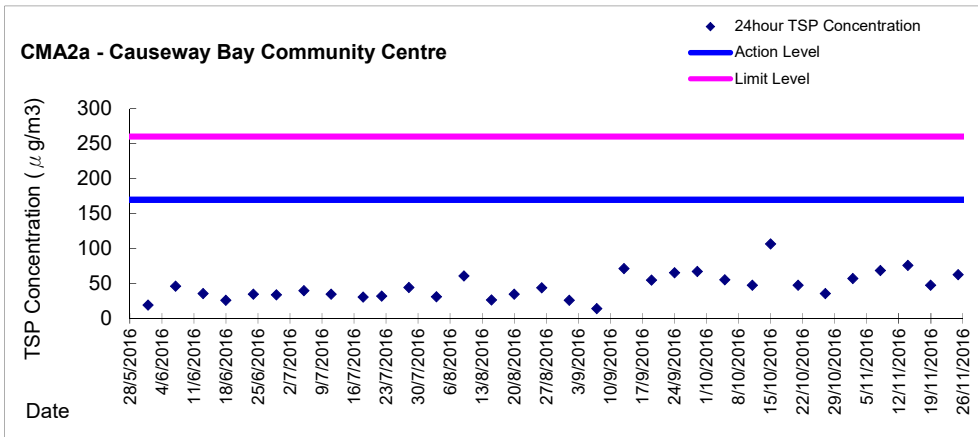
Graphic Presentation of 1 hour TSP Result



Graphic Presentation of 24 hour TSP Result



Graphic Presentation of 24 hour TSP Result



Graphic Presentation of 24 hour TSP Result

